

Fig. 2—The VTRX color tape recorder was housed in seven racks (one, a monitor, is not visible here); left photo shows (l to r) the signal, control and transport racks; right photo shows (l to r) power supply and two servo racks.





Fig. 3—TRT-1A first production-model TV tape recorder: five racks were used; left photo shows signal, transport and control racks; right photo shows power supply and servo racks.



ABOVE: VTRX Pre-production machine on left and production version TRT-1 on right

BELOW: Original and later version of the optional heterodyne color processing rack

Fig. 12—Color signal processing rack for TRT-1A.




Fig. 13—Color signal processing rack for TRT-1B.

